

# KOTAK MNC FUND

An open-ended equity scheme following Multi-national Companies (MNC) theme

**Investment Objective:** The investment objective of the scheme is to generate long-term capital appreciation from a portfolio that is invested predominantly in equity and equity related securities of multi-national companies (MNC). However, there is no assurance that the objective of the scheme will

Investment style

Value	GARP	Growth	Size
			Large
			Medium
			Small

GARP - Growth at a Reasonable Price

Scan to Invest Now



<b>Fund Manager:</b>	Mr. Harsha Upadhyaya, Mr. Dhananjay Tikariha & Mr. Abhishek Bisen
<b>AAUM:</b>	₹2,135.23 crs
<b>AUM:</b>	₹2,180.06 crs
<b>Benchmark:</b>	Nifty MNC Index TRI
<b>Allotment Date:</b>	October 28, 2024
<b>Folio Count:</b>	1,04,172

## Minimum Investment Amount

### Initial & Additional Investment

- ₹100 and any amount thereafter

### Systematic Investment Plan (SIP)

- ₹100 and any amount thereafter

### Ideal Investments Horizon

- 5 years & above

### Net Asset Value (NAV)

	Regular	Direct
Growth	₹12.3290	₹12.6296
IDCW	₹12.3290	₹12.6303

(as on June 30, 2026)

### Ratios

Portfolio Turnover	25.68%
<sup>1</sup> Beta	0.97
<sup>1</sup> Sharpe <sup>##</sup>	0.46
<sup>1</sup> Standard Deviation	18.99%
<sup>^^</sup> P/E	45.63
<sup>^^</sup> P/BV	7.21

Source: <sup>1</sup>ICRA MFI Explorer, <sup>^^</sup>Bloomberg

### Market Capitalisation\*

Large Cap	31.11%
Mid Cap	23.35%
Small Cap	43.00%
Debt & Money Market	2.54%

\*% of Net Asset

### Total Expense Ratio\*\*

<b>Regular Plan:</b>	2.06%
<b>Direct Plan:</b>	0.68%

### Available Plans/Options

A) Regular Plan B) Direct Plan

Options: Growth and Income Distribution cum capital withdrawal (IDCW) (Payout and Reinvestment)

### IDCW Frequency

Trustee's Discretion

### Load Structure

**Entry Load:** Nil. (applicable for all plans)

### Exit Load:

- For redemption / switch out within 90 days from the date of allotment: 0.5%

- If units are redeemed or switched out on or after 90 days from the date of allotment - Nil

(With effect from 30th Dec 2024)

**Data as on 30th June, 2026 unless otherwise specified.**

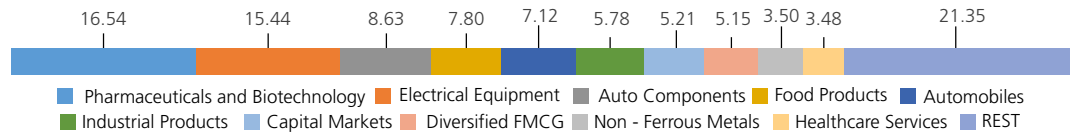
**Folio Count data as on 31st May 2026.**

## PORTFOLIO

Issuer/Instrument	% to Net Assets	Issuer/Instrument	% to Net Assets
<b>Equity &amp; Equity related</b>		<b>Non - Ferrous Metals</b>	<b>3.50</b>
<b>Pharmaceuticals and Biotechnology</b>	<b>16.54</b>	VEDANTA ALUMINIUM METAL LTD	3.50
ACUTAAS CHEMICALS LTD	5.66	<b>Healthcare Services</b>	<b>3.48</b>
JB CHEMICALS & PHARMACEUTICALS LTD.	3.74	Fortis Healthcare India Ltd	1.93
Marksans Pharma Ltd	2.50	ASTER DM HEALTHCARE LTD	1.55
JUBILANT PHARMOVA LIMITED	1.59	<b>Agricultural, Commercial and Construction Vehicles</b>	<b>2.89</b>
ORCHID PHARMA LTD.	1.16	ASHOK LEYLAND LTD.	2.89
ANTHEM BIOSCIENCES LTD	1.10	<b>Beverages</b>	<b>2.54</b>
SAI LIFE SCIENCES LIMITED	0.79	UNITED SPIRITS LTD.	2.54
<b>Electrical Equipment</b>	<b>15.44</b>	<b>IT - Software</b>	<b>2.47</b>
MTAR TECHNOLOGIES LTD.	4.72	ORACLE FINANCIAL SERVICES	
GE VERNOVA T&D INDIA LIMITED	4.08	SOFTWARE LTD	2.47
AZAD ENGINEERING LTD	3.11	<b>Diversified Metals</b>	<b>1.93</b>
Siemens Ltd.	1.87	Vedanta Ltd.	1.93
ABB INDIA LTD	1.66	<b>Finance</b>	<b>1.53</b>
<b>Auto Components</b>	<b>8.63</b>	APTUS VALUE HOUSING FINANCE	1.53
ZF Commercial Vehicle Control Systems India Limited	2.30	<b>Chemicals and Petrochemicals</b>	<b>1.48</b>
Schaeffler India Ltd	2.25	Atul Ltd.	1.48
Bosch Ltd.	1.69	<b>Textiles and Apparels</b>	<b>1.40</b>
Igarashi Motors India Ltd.	1.37	Garware Technical Fibres Ltd.	1.40
SAMVARDHANA MOTHERSON INTERNATIONAL LIMITED	1.02	<b>Consumer Durables</b>	<b>1.35</b>
<b>Food Products</b>	<b>7.80</b>	MIDWEST LTD.	1.35
Britannia Industries Ltd.	4.25	<b>Fertilizers and Agrochemicals</b>	<b>1.17</b>
NESTLE INDIA LTD.	3.55	P I INDUSTRIES LTD	1.17
<b>Automobiles</b>	<b>7.12</b>	<b>Banks</b>	<b>0.93</b>
Maruti Suzuki India Limited	7.12	IndusInd Bank Ltd.	0.93
<b>Industrial Products</b>	<b>5.78</b>	<b>Telecom - Services</b>	<b>0.90</b>
Cummins India Ltd.	2.87	Indus Towers Ltd.	0.90
Grindwell Norton Ltd.	1.81	<b>Oil</b>	<b>0.22</b>
KSB LTD	1.10	MALCO ENERGY LTD- VEDANTA OIL AND GAS LTD.	0.22
<b>Capital Markets</b>	<b>5.21</b>	<b>Equity &amp; Equity Related - Total</b>	<b>97.46</b>
NIPPON LIFE INDIA ASSET MANAGEMENT LTD.	3.09	<b>Triparty Repo</b>	<b>2.70</b>
Aditya Birla Sun Life AMC Ltd	2.12	<b>Net Current Assets/(Liabilities)</b>	<b>-0.16</b>
<b>Diversified FMCG</b>	<b>5.15</b>	<b>Grand Total</b>	<b>100.00</b>
Hindustan Unilever Ltd.	5.15		

\*\* non-traded securities - Fair value as determined by Kotak Mahindra Asset Management Company Limited in accordance with guidelines on valuation of securities for mutual funds issued by the Securities and Exchange board of India and approved by the Trustees.

## SECTOR ALLOCATION (%)



## SYSTEMATIC INVESTMENT PLAN (SIP)

Systematic Investment Plan (SIP) If you had invested ₹10,000 every month

Monthly SIP of (₹) 10000	Since Inception	1 Year
Total amount invested (₹)	2,20,000	1,20,000
Total Value as on June 30, 2026 (₹)	2,66,398	1,39,025
<b>Scheme Returns (%)</b>	<b>23.42</b>	<b>30.90</b>
Nifty MNC Index Returns (%)	14.88	16.41
<b>Alpha*</b>	<b>8.53</b>	<b>14.49</b>
Nifty MNC Index (TRI) (₹)#	2,49,281	1,30,295
Nifty 50 (TRI) (₹)^	2,17,886	1,16,353
Nifty 50 (TRI) Returns (%)	-1.09	-5.63

### Product Label

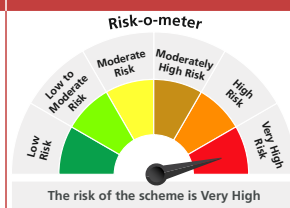
This product is suitable for investors who are seeking\*:

- Long-term capital growth
- Investment in portfolio of predominantly in equity and equity related securities of multi-national companies (MNC).

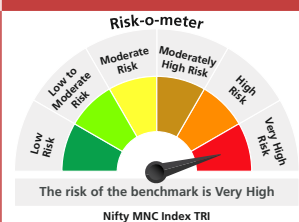
\* Investors should consult their financial advisors if in doubt about whether the product is suitable for them.

For latest Riskometer, investors may refer to an addendum issued or updated on website at [www.kotakmf.com](http://www.kotakmf.com)

### Fund



### Benchmark



Scheme Inception : - October 28, 2024. The returns are calculated by XIRR approach assuming investment of ₹10,000/- on the 1st working day of every month. Since Inception returns are assumed to be starting from the inception date of the Scheme and calculated accordingly. XIRR helps in calculating return on investments given an initial and final value and a series of cash inflows and outflows and taking the time of investment into consideration. **The SIP Performance is for Regular Plan - Growth Option** Different plans have different expense structure. # Benchmark; ^ Additional Benchmark. TRI - Total Return Index, In terms of Para no 7.23 of SEBI Master Circular no. HO/24/13/11(1)2026-IMD-POD-1/17/602/2026 dated March 20, 2026, the performance of the scheme is benchmarked to the Total Return variant (TRI) of the Benchmark Index instead of Price Return Variant (PRI). Alpha is difference of scheme return with benchmark return. \*All payouts during the period have been reinvested in the units of the scheme at the then prevailing NAV. Source: ICRA MFI Explorer. ## Risk rate assumed to be 5.50% (FBIL Overnight MIBOR rate as on 30th June 2026). \*\*Total Expense Ratio includes applicable GST.

# Scheme Performances as on June 30, 2026 (unless otherwise specified)

## Kotak MNC Fund

	Kotak MNC Fund	Nifty MNC Index TRI #	ALPHA	Nifty 50 TRI ##	Kotak MNC Fund	Nifty MNC Index TRI #	Nifty 50 TRI ##
Since Inception	13.35%	7.91%	5.43%	0.01%	12,329	11,357	10,002
Last 1 Year	21.76%	13.79%	7.97%	-5.42%	12,176	11,379	9,458

Scheme Inception date is 28/10/2024. Mr. Harsha Upadhya, Mr. Dhananjay Tikariha & Mr. Abhishek Bisen have been managing the fund since 28/10/2024. Different plans have different expense structure. **The performance details provided herein are of Regular Plan - Growth Option.** Past performance may or may not be sustained in future. All payouts during the period have been reinvested in the units of the scheme at the then prevailing NAV. Returns >= 1 year: CAGR (Compounded Annualised Growth Rate). N.A stands for data not available. Note: Point to Point (PTP) Returns in INR shows the value of 10,000/- investment made at inception. Source: ICRA MFI Explorer. # Name of Scheme Benchmark. ## Name of Additional Benchmark. TRI - Total Return Index, In terms of Para no 7.23 of SEBI Master Circular no. HO/24/13/11(1)2026-IMD-POD-1/17602/2026 dated March 20, 2026, the performance of the scheme is benchmarked to the Total Return variant (TRI) of the Benchmark Index instead of Price Return Variant (PRI). Alpha is difference of scheme return with benchmark return.

## ABOUT OUR FUND MANAGERS - REGULAR PLAN



### Name: Mr. Harsha Upadhya

Mr. Harsha Upadhya manages 6 funds of Kotak Mahindra Mutual Fund. Different plans shall have a different expense structure. **The performance details provided herein are of Regular Plan - Growth Option.** Kotak ELSS Tax Saver Fund (Nov. '23/'05), Kotak Large & Midcap Fund (Sep. '09, '04), Kotak Flexicap Fund (Sep. '11, '09), Kotak Manufacture in India Fund (Feb. '22/'22), Kotak Quant Fund (Aug. '2, '23) & Kotak MNC Fund (Oct. '28/'24).  
**Business Experience**  
 Mr. Harsha has more than two decades of rich experience spread over Equity Research and Fund Management. His prior stints have been with companies such as DSP BlackRock, UTI Asset Management, Reliance Group and SG Asia Securities. Mr. Harsha is a Bachelor of Engineering (Mechanical) from National Institute of Technology, Suratkal, a Post Graduate in Management (Finance) from Indian Institute of Management, Lucknow and Chartered Financial Analyst from the CFA Institute.

Scheme Names	Benchmark	1 YEAR		3 YEARS		5 YEARS	
		Scheme Returns(%)^	Benchmark Returns (%)^*	Scheme Returns(%)^	Benchmark Returns (%)^*	Scheme Returns(%)^	Benchmark Returns (%)^*
Kotak MNC Fund	Nifty MNC Index TRI	21.76	13.79	NA	NA	NA	NA
Kotak Manufacture In India Fund	Nifty India Manufacturing TRI	10.46	10.09	19.12	20.80	NA	NA
Kotak Large & Midcap Fund	(Tier 1): Nifty Large Midcap 250 TRI	0.85	0.27	15.08	15.29	14.28	14.47
	(Tier 2): Nifty 200 TRI		-2.19		12.07		11.80
Kotak Quant Fund	Nifty 200 TRI	0.70	-2.19	NA	NA	NA	NA
Kotak Flexi Cap Fund	(Tier 1): Nifty 500 TRI	-2.20	-1.71	13.30	12.92	11.88	12.40
	(Tier 2): Nifty 200 TRI		-2.19		12.07		11.80
Kotak ELSS Tax Saver Fund	Nifty 500 TRI	-2.99	-1.71	11.66	12.92	11.95	12.40

Kotak MNC Fund - Growth, \*Name of the Benchmark - Nifty MNC Index TRI, Scheme Inception date is 28/10/2024. Mr. Harsha Upadhya, Mr. Dhananjay Tikariha & Mr. Abhishek Bisen has been managing the fund since 28/10/2024.

Kotak Manufacture In India Fund - Growth, \*Name of the Benchmark - Nifty India Manufacturing TRI, Scheme Inception date is 22/02/2022. Mr. Harsha Upadhya has been managing the fund since 01/10/2023 & Mr. Abhishek Bisen has been managing the fund since 22/02/2022.

Kotak Large & Midcap Fund - Growth, \*Name of the Benchmark - (Tier 1): Nifty Large Midcap 250 TRI / (Tier 2): Nifty 200 TRI, Scheme Inception date is 09/09/2004. Mr. Harsha Upadhya has been managing the fund since 04/08/2012.

Kotak Quant Fund - Growth, \*Name of the Benchmark - Nifty 200 TRI, Scheme Inception date is 02/08/2023. Mr. Abhishek Bisen & Mr. Harsha Upadhya have been managing the fund since 02/08/2023 & Mr. Rohit Tandon has been managing the fund since 22/01/2024

Kotak Flexi Cap Fund - Growth, \*Name of the Benchmark - (Tier 1): Nifty 500 TRI / (Tier 2): Nifty 200 TRI, Scheme Inception date is 11/09/2009. Mr. Harsha Upadhya has been managing the fund since 04/08/2012.

Kotak ELSS Tax Saver Fund - Growth, \*Name of the Benchmark - Nifty 500 TRI, Scheme Inception date is 23/11/2005. Mr. Harsha Upadhya has been managing the fund since 25/08/2015



### Name: Mr. Dhananjay Tikariha

Mr. Dhananjay Tikariha manages 2 fund of Kotak Mahindra Mutual Fund. Different plans shall have a different expense structure. **The performance details provided herein are of Regular Plan - Growth Option.** Kotak Healthcare Fund (Dec. '11/'23) & Kotak MNC Fund (Oct. '28/'24).  
**Business Experience**  
 Mr. Dhananjay Tikariha has overall 17 years of experience in Equity Research, Fund Management and Project Finance. He has been working with Kotak Mutual Fund as an analyst for 16 years. Prior to joining Kotak Mahindra Mutual Fund, he has also worked at IDFC Ltd.

Scheme Names	Benchmark	1 YEAR	
		Scheme Returns(%)^	Benchmark Returns (%)^*
Kotak MNC Fund	Nifty MNC Index TRI	21.76	13.79
Kotak Healthcare Fund	Nifty Healthcare Index TRI	18.74	12.22

Kotak MNC Fund - Growth, \*Name of the Benchmark - Nifty MNC Index TRI, Scheme Inception date is 28/10/2024. Mr. Harsha Upadhya, Mr. Dhananjay Tikariha & Mr. Abhishek Bisen has been managing the fund since 28/10/2024.

Kotak Healthcare Fund - Growth, \*Name of the Benchmark - Nifty Healthcare Index TRI, Scheme Inception date is 11/12/2023. Mr. Abhishek Bisen & Mr. Dhananjay Tikariha have been managing the fund since 11/12/2023



### Name: Mr. Abhishek Bisen

Mr. Abhishek Bisen manages 80 funds of Kotak Mahindra Mutual Fund. Different plans shall have a different expense structure. **The performance details provided herein are of Regular Plan - Growth Option.** Kotak Aggressive Hybrid Fund (Nov. '25/'99), Kotak Debt Hybrid Fund (Dec. '02/'03), Kotak Bond Fund (Regular Plan) (Nov. '25/'99), Kotak Gilt Fund (Regular & PF-Trust) (Dec. '29/'98), Kotak Equity Savings Fund (Oct. '13/'14), Kotak Gold Fund (Mar. '25/'11), Kotak Multi Asset Omni FOF (Aug. '09/'04), Kotak Gold ETF (Jul. '27/'07), Kotak Balanced Advantage Fund (Aug. '03/'18), Kotak US Specific Equity Passive FOF (Feb. '02/'21), Kotak Multicap Fund (Sep. '29/'21), Kotak NIFTY Alpha 50 ETF (Dec. '22/'21), Kotak NIFTY 50 Index Fund (Jun. '21/'21), Kotak Nifty Midcap 50 ETF (Jan. '28/'22), KOTAK NIFTY SDL APR 2027 TOP 12 EQUAL WEIGHT INDEX FUND (Feb. '11/'22), KOTAK NIFTY SDL APR 2032 TOP 12 EQUAL WEIGHT INDEX FUND (Feb. '11/'22), Kotak Manufacture in India Fund (Feb. '22/'22), Kotak Nifty India Consumption ETF (Jul. '28/'22), Kotak Nifty MNC ETF (Aug. '05/'22), Kotak Nifty 100 Low Volatility 30 ETF (Mar. '23/'22), Kotak Bond Short Term Fund (May. '02/'02), Kotak Dynamic Bond Fund (May. '26/'08), Kotak Business Cycle Fund (Sep. '28/'22), Kotak Income Plus Arbitrage Omni FOF (Nov. '17/'22), Kotak Nifty SDL JUL 2026 INDEX FUND (Dec. '22/'22), Kotak Silver ETF (Dec. '09/'22), Kotak Silver ETF Fund Of Fund (Mar. '21/'23), Kotak Banking and Financial Services Fund (Feb. '27/'23), Kotak Nifty SDL JUL 2033 INDEX FUND (Feb. '15/'23), Kotak Nifty 200 Momentum 30 Index Fund (Jun. '15/'23), Kotak Nifty Financial Services Ex-Bank Index Fund (Aug. '14/'23), Kotak BSE Housing Index Fund (Aug. '28/'23), Kotak Quant Fund (Aug. '2/'23), Kotak Multi Asset Allocation Fund (Sep. '22/'23), KOTAK NIFTY SDL PLUS AAA PSU BOND JUL 2028 60:40 INDEX FUND (Oct. '13/'22), Kotak Nifty 1D Rate Liquid ETF (Jan. '24/'23), Kotak Nifty Smallcap 50 Index Fund (Apr. '10/'23), Kotak Nifty G-sec July 2033 Index Fund (Oct. '11/'23), Kotak Consumption Fund (Nov. '16/'23), Kotak Healthcare Fund (Dec. '11/'23), Kotak Technology Fund (Mar. '04/'24), Kotak Long Duration Fund (Mar. '11/'24), Kotak Nifty 100 Low Volatility 30 Index Fund (Jun. '07/'24), Kotak Special Opportunities Fund (Jun. '29/'24), Kotak BSE PSU Index Fund (Jul. '31/'24), Kotak Nifty Midcap 50 Index Fund (Aug. '16/'24), Kotak Nifty India Tourism Index Fund (Sep. '23/'24), Kotak CRISIL - IBX Financial Services Index - Sep 2027 (Sep. '13/'24), Kotak Nifty Midcap 150 Momentum 50 Index Fund (Oct. '08/'24), Kotak MNC Fund (Oct. '28/'24), Kotak Nifty 50 Equal Weight Index Fund (Dec. '23/'24), Kotak Nifty 100 Equal Weight Index Fund (Dec. '23/'24), Kotak Transportation & Logistics Fund (Dec. '16/'24), Kotak Nifty Smallcap 250 Index Fund (Jan. '27/'25), Kotak CRISIL-IBX AAA Bond Financial Services Index-Dec 2026 Fund (Feb. '17/'25), Kotak MSCI India ETF (Feb. '19/'25), Kotak Nifty 100 Equal Weight ETF (Feb. '24/'25), Kotak BSE Sensex Index Fund (Feb. '17/'25), Kotak Nifty Midcap 150 ETF (Mar. '21/'25), Kotak Nifty Midcap 150 Index Fund (Mar. '21/'25), Kotak Nifty Commodities Index Fund (Mar. '21/'25), Kotak Energy Opportunities Fund (Apr. '25/'25), Kotak Nifty Top 10 Equal Weight Index Fund (Apr. '28/'25), Kotak Nifty AAA Financial Services Bond Mar 2028 Index Fund (Jul. '09/'25), Kotak Nifty 200 Quality 30 Index Fund (Jul. '14/'25), Kotak Nifty 200 Quality 30 ETF (Jul. '14/'25), Kotak Nifty Alpha 50 Index Fund (Aug. '19/'25), Kotak Active Momentum Fund (Aug. '20/'25), Kotak Nifty 200 Momentum 30 ETF (Oct. '10/'25), Kotak Gold and Silver Passive FOF (Oct. '28/'25), Kotak Nifty Chemicals ETF (Nov. '12/'25), Kotak Rural Opportunities Fund (Nov. '27/'25), Kotak Nifty500 Momentum 50 Index (Dec. '11/'25), Kotak Nifty Next 50 ETF (Jan. '07/'26), Kotak Dividend Yield Fund (Jan. '27/'26), Kotak Services Fund (Feb. '25/'26), Kotak Nifty200 Value 30 Index Fund (Feb. '5/'26), Kotak Quality Overseas Equity Omni FOF (Mar. '25/'26), Kotak Multi Factor Passive FOF (Mar. '20/'26) & Kotak Multi Asset Active FOF (Apr. '27/'26).  
**Business Experience**  
 Mr. Abhishek has been associated with the company since October 2006 and his key responsibilities include fund management of debt schemes. Prior to joining Kotak AMC, Abhishek was working with Securities Trading Corporation Of India Ltd where he was looking at Sales & Trading of Fixed Income Products apart from doing Portfolio Advisory. His earlier assignments also include 2 years of merchant banking experience with a leading merchant banking firm. He has been awarded twice as one of the Highly Commended Investors in Indian Rupees Bonds from the Asset magazine Hong Kong. His educational background is B.A (Management) and MBA (Finance).

Scheme Names	Benchmark	1 YEAR		3 YEARS		5 YEARS		
		Scheme Returns(%)^	Benchmark Returns (%)^*	Scheme Returns(%)^	Benchmark Returns (%)^*	Scheme Returns(%)^	Benchmark Returns (%)^*	
Top 3	Kotak Silver ETF	Domestic Prices of physical Silver	149.74	155.21	46.28	48.03	NA	NA
	Kotak Silver ETF FOF	Domestic Prices of physical Silver	146.09	155.21	44.57	48.03	NA	NA
	Kotak Gold ETF	Domestic Price of Physical Gold	57.49	59.46	34.22	35.62	25.08	26.27
Bottom 3	Kotak Nifty Top 10 Equal Weight Index Fund	Nifty Top 10 Equal Weight Index TRI	-9.04	-8.15	NA	NA	NA	NA
	Kotak Technology Fund	BSE Teck Index TRI	-11.17	-11.58	NA	NA	NA	NA
	Kotak Nifty India Tourism Index Fund	Nifty India Tourism TRI	-18.94	-17.91	NA	NA	NA	NA

Kotak Silver ETF - \*Name of the Benchmark- Domestic Prices of physical Silver, Scheme Inception date is 09/12/2022. Mr. Jeetu Valechha Sonar & Mr. Abhishek Bisen have been managing the fund since 09/12/2022.

Kotak Silver ETF Fund of Fund - Growth - \*Name of the Benchmark- Domestic Prices of physical Silver, Scheme Inception date is 31/3/2023. Mr. Jeetu Valechha Sonar & Mr. Abhishek Bisen have been managing the fund since 31/3/2023

Kotak Gold ETF - Growth, \*Name of the Benchmark - Domestic Price of Physical Gold, Scheme Inception date is 27/07/2007. Mr. Abhishek Bisen has been managing the fund since 15/04/2008 & Mr. Jeetu Valechha Sonar has been managing the fund since 28/02/2022.

Kotak Nifty Top 10 Equal Weight Index Fund - Growth, \*Name of the Benchmark - Nifty Top 10 Equal Weight Index TRI, Scheme Inception date is 28/04/2025. Mr. Satish Dondapati, Mr. Abhishek Bisen have been managing the fund since 28/04/2025. Mr. Jeetu Valechha Sonar has been managing the fund since 09/03/2026.

Kotak Technology Fund - Growth, \*Name of the Benchmark - BSE Teck Index TRI, Scheme Inception date is 04/03/2024. Mr. Abhishek Bisen & Ms. Shibani Sircar Kurian have been managing the fund since 04/03/2024

Kotak Nifty India Tourism Index Fund, \*Name of the Benchmark - Nifty India Tourism TRI, Scheme Inception date is 23/09/2024. Mr. Satish Dondapati, Mr. Abhishek Bisen have been managing the fund since 23/09/2024 & Mr. Jeetu Valechha Sonar is managing the Fund since 09/03/2026.

# Scheme Performances as on June 30, 2026 (unless otherwise specified)

## Kotak MNC Fund

	Kotak MNC Fund	Nifty MNC TRI	ALPHA	Nifty 50 TRI ##	Kotak MNC Fund	Nifty MNC TRI	Nifty 50 TRI ##
Since Inception	14.99%	7.91%	7.08%	0.01%	12,630	11,357	10,002
Last 1 Year	23.50%	13.79%	9.71%	-5.42%	12,350	11,379	9,458

Scheme Inception date is 28/10/2024. Mr. Harsha Upadhyaya, Mr. Dhananjay Tikariha & Mr. Abhishek Bisen have been managing the fund since 28/10/2024. Different plans have different expense structure. **The performance details provided herein are of Direct Plan - Growth Option.** Past performance may or may not be sustained in future. All payouts during the period have been reinvested in the units of the scheme at the then prevailing NAV. Returns >= 1 year: CAGR (Compounded Annualised Growth Rate). N.A stands for data not available. Note: Point to Point (PTP) Returns in INR shows the value of 10,000/- investment made at inception. Source: ICRA MFI Explorer. # Name of Scheme Benchmark. ## Name of Additional Benchmark. TRI - Total Return Index, In terms of Para no 7.23 of SEBI Master Circular no. HO/24/13/1(1)2026-IMD-POD-1/7602/2026 dated March 20, 2026, the performance of the scheme is benchmarked to the Total Return variant (TRI) of the Benchmark Index instead of Price Return Variant (PRI). Alpha is difference of scheme return with benchmark return.

## ABOUT OUR FUND MANAGERS - DIRECT PLAN



### Name: Mr. Harsha Upadhyaya

Mr. Harsha Upadhyaya manages 6 funds of Kotak Mahindra Mutual Fund. Different plans shall have a different expense structure. **The performance details provided herein are of Direct Plan - Growth Option.** Kotak ELSS Tax Saver Fund (Nov. '23,'05), Kotak Large & Midcap Fund (Sep '9, '04), Kotak Flexicap Fund (Sep '11, '09), Kotak Manufacture in India Fund (Feb. '22,'22), Kotak Quant Fund (Aug. '2,'23) & Kotak MNC Fund (Oct. '28,'24).  
**Business Experience**  
 Mr. Harsha has more than two decades of rich experience spread over Equity Research and Fund Management. His prior stints have been with companies such as DSP BlackRock, UTI Asset Management, Reliance Group and SG Asia Securities. Mr. Harsha is a Bachelor of Engineering (Mechanical) from National Institute of Technology, Suratkal, a Post Graduate in Management (Finance) from Indian Institute of Management, Lucknow and Chartered Financial Analyst from the CFA Institute.

Scheme Names	Benchmark	1 YEAR		3 YEARS		5 YEARS		
		Scheme Returns(%)^	Benchmark Returns (%)^*	Scheme Returns(%)^	Benchmark Returns (%)^*	Scheme Returns(%)^	Benchmark Returns (%)^*	
Top 3	Kotak MNC Fund	Nifty MNC Index TRI	23.50	13.79	NA	NA	NA	NA
	Kotak Manufacture In India Fund	Nifty India Manufacturing TRI	12.02	10.09	20.89	20.80	NA	NA
	Kotak Large & Midcap Fund	(Tier 1): Nifty Large Midcap 250 TRI (Tier 2): Nifty 200 TRI	1.90	0.27 -2.19	16.32	15.29 12.07	15.58	14.47 11.80
Bottom 3	Kotak Quant Fund	Nifty 200 TRI	1.33	-2.19	NA	NA	NA	NA
	Kotak Flexicap Fund	(Tier 1): Nifty 500 TRI (Tier 2): Nifty 200 TRI	-1.37	-1.71 -2.19	14.27	12.92 12.07	12.87	12.40 11.80
	Kotak ELSS Tax Saver Fund	Nifty 500 TRI	-1.87	-1.71	12.98	12.92	13.34	12.40

Kotak MNC Fund - Growth, \*Name of the Benchmark - Nifty MNC Index TRI, Scheme Inception date is 28/10/2024. Mr. Harsha Upadhyaya, Mr. Dhananjay Tikariha & Mr. Abhishek Bisen has been managing the fund since 28/10/2024.

Kotak Manufacture In India Fund - Growth, \*Name of the Benchmark - Nifty India Manufacturing TRI, Scheme Inception date is 22/02/2022. Mr. Harsha Upadhyaya has been managing the fund since 01/10/2023 & Mr. Abhishek Bisen has been managing the fund since 22/02/2022.

Kotak Large & Midcap Fund - Growth, \*Name of the Benchmark - (Tier 1): Nifty Large Midcap 250 TRI / (Tier 2): Nifty 200 TRI, Scheme Inception date is 09/09/2004. Scheme Inception date for Direct Plan Growth Option is 01/01/2013. Mr. Harsha Upadhyaya has been managing the fund since 04/08/2012.

Kotak Quant Fund - Growth, \*Name of the Benchmark - Nifty 200 TRI, Scheme Inception date is 02/08/2023. Mr. Abhishek Bisen & Mr. Harsha Upadhyaya have been managing the fund since 02/08/2023 & Mr. Rohit Tandon has been managing the fund since 22/01/2024.

Kotak Flexi Cap Fund - Growth, \*Name of the Benchmark - (Tier 1): Nifty 500 TRI / (Tier 2): Nifty 200 TRI, Scheme Inception date is 11/09/2009. Scheme Inception date for Direct Plan Growth Option is 01/01/2013. Mr. Harsha Upadhyaya has been managing the fund since 04/08/2012.

Kotak ELSS Tax Saver Fund - Growth, \*Name of the Benchmark - Nifty 500 TRI, Scheme Inception date is 23/11/2005. Scheme Inception date for Direct Plan Growth Option is 01/01/2013. Mr. Harsha Upadhyaya has been managing the fund since 25/08/2015



### Name: Mr. Dhananjay Tikariha

Mr. Dhananjay Tikariha manages 2 fund of Kotak Mahindra Mutual Fund. Different plans shall have a different expense structure. **The performance details provided herein are of Direct Plan - Growth Option.**

Kotak Healthcare Fund (Dec. '11,'23) & Kotak MNC Fund (Oct. '28,'24).

#### Business Experience

Mr. Dhananjay Tikariha has overall 17 years of experience in Equity Research, Fund Management and Project Finance. He has been working with Kotak Mutual Fund as an analyst for 16 years. Prior to joining Kotak Mahindra Mutual Fund, he has also worked at IDFC Ltd.

Scheme Names	Benchmark	1 YEAR	
		Scheme Returns(%)^	Benchmark Returns (%)^*
Kotak MNC Fund	Nifty MNC Index TRI	23.50	13.79
Kotak Healthcare Fund	Nifty Healthcare Index TRI	20.67	12.22

Kotak MNC Fund - Growth, \*Name of the Benchmark - Nifty MNC Index TRI, Scheme Inception date is 28/10/2024. Mr. Harsha Upadhyaya, Mr. Dhananjay Tikariha & Mr. Abhishek Bisen has been managing the fund since 28/10/2024.

Kotak Healthcare Fund - Growth, \*Name of the Benchmark - Nifty Healthcare Index TRI, Scheme Inception date is 11/12/2023. Mr. Abhishek Bisen & Mr. Dhananjay Tikariha have been managing the fund since 11/12/2023



### Name: Mr. Abhishek Bisen

Mr. Abhishek Bisen manages 81 funds of Kotak Mahindra Mutual Fund. Different plans shall have a different expense structure. **The performance details provided herein are of Direct Plan - Growth Option.**

Kotak Aggressive Hybrid Fund (Nov. '25, '99), Kotak Debt Hybrid Fund (Dec. '02, '03), Kotak Bond Fund (Regular Plan) (Nov. '25, '99), Kotak Gilt Fund (Regular & PF-Trust) (Dec. '29, '98), Kotak Equity Savings Fund (Oct. '13, '14), Kotak Gold Fund (Mar. '25, '11), Kotak Multi Asset Omni FOF (Aug. '09, '04), Kotak Gold ETF (Jul. '27, '07), Kotak Balanced Advantage Fund (Aug. '03, '18), Kotak US Specific Equity Passive FOF (Feb. '02, '21), Kotak Multicap Fund (Sep. '29,'21), Kotak NIFTY Alpha 50 ETF (Dec. '22,'21), Kotak NIFTY 50 Index Fund (Jun. '21,'21), Kotak Nifty Midcap 50 ETF (Jan. '28,'22), KOTAK NIFTY SDL APR 2027 TOP 12 EQUAL WEIGHT INDEX FUND (Feb. '11,'22), KOTAK NIFTY SDL APR 2032 TOP 12 EQUAL WEIGHT INDEX FUND (Feb. '11,'22), Kotak Manufacture in India Fund (Feb. '22,'22), Kotak Nifty India Consumption ETF (Jul. '28,'22), Kotak Nifty MNC ETF (Aug. '05,'22), Kotak Nifty 100 Low Volatility 30 ETF (Mar. '23,'22), Kotak Bond Short Term Fund (May. '02,'02), Kotak Dynamic Bond Fund (May. '26,'08), Kotak Business Cycle Fund (Sep. '28,'22), Kotak Income Plus Arbitrage Omni FOF (Nov. '17,'22), Kotak Nifty SDI JUL 2026 INDEX FUND (Dec. '22,'22), Kotak Silver ETF (Dec. '03,'22), Kotak Silver ETF Fund of Fund (Mar. '31,'23), Kotak Banking and Financial Services Fund (Feb. '27,'23), Kotak Nifty SDI JUL 2033 INDEX FUND (Feb. '15,'23), Kotak Nifty 200 Momentum 30 Index Fund (Jun. '15,'23), Kotak Nifty Financial Services Ex-Bank Index Fund (Aug. '14,'23), Kotak BSE Housing Index Fund (Aug. '28,'23), Kotak Quant Fund (Aug. '2,'23), Kotak Multi Asset Allocation Fund (Sep. '22,'23), KOTAK NIFTY SDL PLUS AAA PSU BOND JUL 2028 60:40 INDEX FUND (Oct. '13,'22), Kotak Nifty 1D Rate Liquid ETF (Jan. '24,'23), Kotak Nifty Smallcap 50 Index Fund (Apr. '10,'23), Kotak Nifty G-sec July 2033 Index Fund (Oct. '11,'23), Kotak Consumption Fund (Nov. '16,'23), Kotak Healthcare Fund (Dec. '11,'23), Kotak Technology Fund (Mar. '04,'24), Kotak Long Duration Fund (Mar. '11,'24), Kotak Nifty 100 Low Volatility 30 Index Fund (Jun. '07,'24), Kotak Special Opportunities Fund (Jun. '29,'24), Kotak BSE PSU Index Fund (Jul. '31,'24), Kotak Nifty Midcap 50 Index Fund (Aug. '16,'24), Kotak Nifty India Tourism Index Fund (Sep. '23,'24), Kotak CRISIL - IIBX Financial Services Index - Sep 2027 (Sep. '13,'24), Kotak Nifty Midcap 150 Momentum 50 Index Fund (Oct. '08,'24), Kotak MNC Fund (Oct. '28,'24), Kotak Nifty 50 Equal Weight Index Fund (Dec. '23,'24), Kotak Nifty 100 Equal Weight Index Fund (Dec. '16,'24), Kotak Nifty Smallcap 250 Index Fund (Jan. '27,'25), Kotak CRISIL-IIBX AAA Bond Financial Services Index-Dec 2026 Fund (Feb. '17,'25), Kotak MSCI India ETF (Feb. '19,'25), Kotak Nifty 100 Equal Weight ETF (Feb. '24,'25), Kotak BSE Sensex Index Fund (Feb. '17,'25), Kotak Nifty Midcap 150 ETF (Mar. '21,'25), Kotak Nifty Midcap 150 Index Fund (Mar. '21,'25), Kotak Nifty Commodities Index Fund (Mar. '21,'25), Kotak Energy Opportunities Fund (Apr. '25,'25), Kotak Nifty Top 10 Equal Weight Index Fund (Apr. '28,'25), Kotak Nifty AAA Financial Services Bond Mar 2028 Index Fund (Jul. '09,'25), Kotak Nifty 200 Quality 30 Index Fund (Jul. '14,'25), Kotak Nifty 200 Quality 30 ETF (Jul. '14,'25), Kotak Nifty Alpha 50 Index Fund (Aug. '19,'25), Kotak Active Momentum Fund (Aug. '20,'25), Kotak Nifty 200 Momentum 30 ETF (Oct. '10,'25), Kotak Gold and Silver Passive FOF (Oct. '28,'25), Kotak Nifty Chemicals ETF (Nov. '12,'25), Kotak Rural Opportunities Fund (Nov. '27,'25), Kotak Nifty 500 Momentum 50 Index (Dec. '11,'25), Kotak Nifty Next 50 ETF (Jan. '07,'26), Kotak Dividend Yield Fund (Jan. '27,'26), Kotak Services Fund (Feb. '25,'26), Kotak Nifty 200 Value 30 Index Fund (Feb. '5,'26), Kotak Quality Overseas Equity Omni FOF (Mar. '25,'26), Kotak Multi Factor Passive FOF (Mar. '20,'26), Kotak Multi Asset Active FOF (Apr. '27,'26) & Kotak Nifty Alpha Low-Volatility 30 Index Fund. (Jun. '17,'26).

**Business Experience**  
 Mr. Abhishek Bisen has been associated with the company since October 2006 and his key responsibilities include fund management of debt schemes. Prior to joining Kotak AMC, Abhishek was working with Securities Trading Corporation of India Ltd where he was looking at Sales & Trading of Fixed Income Products apart from doing Portfolio Advisory. His earlier assignments also include 2 years of merchant banking experience with a leading merchant banking firm. He has been awarded twice as one of the Highly Commended Investors in Indian Rupees Bonds from the Asset magazine Hong Kong. His educational background is B.A (Management) and MBA (Finance).

Scheme Names	Benchmark	1 YEAR		3 YEARS		5 YEARS		
		Scheme Returns(%)^	Benchmark Returns (%)^*	Scheme Returns(%)^	Benchmark Returns (%)^*	Scheme Returns(%)^	Benchmark Returns (%)^*	
Top 3	Kotak Silver ETF	Domestic Prices of physical Silver	109.20	112.94	46.91	48.78	NA	NA
	Kotak Silver ETF FOF	Domestic Prices of physical Silver	106.92	112.94	45.87	48.78	NA	NA
	Kotak Gold Fund	Domestic Price of Physical Gold	45.59	47.23	33.14	34.53	23.53	24.69
Bottom 3	Kotak Nifty Top 10 Equal Weight Index Fund	Nifty Top 10 Equal Weight Index TRI	-13.71	-13.44	NA	NA	NA	NA
	Kotak Nifty India Tourism Index Fund	Nifty India Tourism Index TRI	-13.96	-13.44	NA	NA	NA	NA
	Kotak Technology Fund	BSE Teck TRI	-22.08	-23.78	NA	NA	NA	NA

Kotak Silver ETF - \*Name of the Benchmark- Domestic Prices of physical Silver, Scheme Inception date is 09/12/2022. Mr. Jeetu Valechha Sonar & Mr. Abhishek Bisen have been managing the fund since 09/12/2022.

Kotak Silver ETF Fund of Fund - Growth - \*Name of the Benchmark- Domestic Prices of physical Silver, Scheme Inception date is 31/3/2023. Mr. Jeetu Valechha Sonar & Mr. Abhishek Bisen have been managing the fund since 31/3/2023

Kotak Gold ETF - \*Name of the Benchmark - Domestic Price of Physical Gold ,Scheme Inception date is 27/07/2007. Mr. Abhishek Bisen has been managing the fund since 15/04/2008 & Mr. Jeetu Valechha Sonar has been managing the fund since 28/02/2022.

Kotak Nifty Top 10 Equal Weight Index Fund - Growth, \*Name of the Benchmark - Nifty Top 10 Equal Weight Index TRI ,Scheme Inception date is 28/04/2025. Mr. Satish Dondapati, Mr. Abhishek Bisen have been managing the fund since 28/04/2025, Mr. Jeetu Valechha Sonar have been managing the fund since 09/03/2026.

Kotak Nifty India Tourism Index Fund - Growth, \*Name of the Benchmark - Nifty India Tourism Index TRI, Scheme Inception date is 23/09/2024. Mr. Satish Dondapati, Mr. Abhishek Bisen have been managing the fund since 23/09/2024 & Mr. Jeetu Valechha Sonar is managing the Fund since 09/03/2026.

Kotak Technology Fund - Growth, \*Name of the Benchmark - BSE Teck TRI, Scheme Inception date is 04/03/2024. Mr. Abhishek Bisen & Ms. Shibani Sircar Kurian have been managing the fund since 04/03/2024

# DISCLAIMERS

## Mutual Fund investments are subject to market risks, read all scheme related documents carefully.

\*The rating indicates highest degree of safety regarding timely receipt of payments from the investments that the Scheme has made. The ratings should, however, not be construed as an indication of expected returns, prospective performance of the Mutual Fund Scheme, NAV or of volatility in its returns.

### Disclaimer on market outlooks:

The outlook provided is only a subjective understanding of an uncertain market phenomena, which may or may not occur, and may also not have any effect on the performance of the scheme, clement or otherwise. This outlook should not be construed as a reason for investment into the scheme based on prospect of future performance, which may not accrue as anticipated by the statement.

### Disclaimer on Scheme Performance(s):

Past Performance may or may not be sustained in future.

### Disclaimer of NSE Indices Limited:

The Products offered by "Kotak Mahindra Mutual Fund/Kotak Mahindra Asset Management Company Ltd" or its affiliates is not sponsored, endorsed, sold or promoted by NSE Indices Limited (NSE Indices) and its affiliates. NSE Indices and its affiliates do not make any representation or warranty, express or implied (including warranties of merchantability or fitness for particular purpose or use) to the owners of these Products or any member of the public regarding the advisability of investing in securities generally or in the Products linked to their underlying indices to track general stock market performance in India.

### Disclaimer by Asia Index Private Limited:

The BSE Sensex TRI and BSE Housing TRI, is a product of Asia Index Private Limited ("AIPL"), a wholly owned Subsidiary of BSE Limited ("BSE"), has been licensed for use by Kotak Mahindra Asset Management Company Limited. BSE® and SENSEX® are registered trademarks of BSE. These trademarks have been licensed to AIPL and sublicensed for certain purposes by Kotak Mahindra Asset Management Company Limited. Kotak BSE Sensex ETF and Kotak BSE Housing Index Fund is not sponsored, endorsed, sold or promoted by AIPL or BSE or their respective affiliates and none of such parties make any representation regarding the advisability of investing in such product(s) nor do they have any liability for any errors, omissions, or interruptions of the SENSEX."

### Disclaimer by the National Stock Exchange of India Limited:

It is to be distinctly understood that the permission given by National Stock Exchange of India Limited (NSE) should not in any way be deemed or construed that the Scheme Information Document has been cleared or approved by NSE nor does it certify the correctness or completeness of any of the contents of the Scheme Information Document.

### Disclaimer by the BSE Limited:

It is to be distinctly understood that the permission given by BSE Limited should not in any way be deemed or construed that the SID has been cleared or approved by BSE Limited nor does it certify the correctness or completeness of any of the contents of the SID.

### For details contact us at:

**KOTAK MAHINDRA ASSET MANAGEMENT COMPANY LIMITED:** 6th Floor, Kotak Infiniti, Building No. 21, Infinity Park, Off Western Express Highway, Gen. A. K. Vaidya Marg, Malad (East), Mumbai – 400 097. Tel.: 91-8048893330 / 91-18003091490 Fax: 91-22-6708 2213. E-mail: mutual@kotak.com  
Website: www.kotakmf.com

**Corporate Office of Asset Management Company:** 2nd Floor, 12-BKC, Plot No C-12, G Block, BKC, Bandra (East), Mumbai - 400 051.

**CAMS Service Center:** LG3, SCO 12, Sector 16, Behind Canara Bank, Faridabad - 121 002. Email Id - camsfdb@camsonline.com